




The Executive Committee of the **Knowledge Consortium of Gujarat, Department of Education, Government of Gujarat** on the recommendation of the duly appointed **assessment & rating agency**, the Indian Centre for Academic Rankings and Excellence (**ICARE**) has rated

Maniben M P Shah Mahila Arts College



as a **3 Star** Institution in the category of **College** on the basis of comprehensive performance metrics as set out in the **Gujarat State Institutional Ratings Framework (GSIRF)** on the 2nd December 2024.



BY ORDER

Sunaina Tomar IAS

Additional Chief Secretary
(Higher and Technical Education)
Government of Gujarat

Gaurav Dinesh Ramesh IAS

Director (Higher Education)
Government of Gujarat

Prof AU Patel

Advisor
Knowledge Consortium of Gujarat
Government of Gujarat

Dr Karthick Sridhar

Vice Chairman
Indian Centre for Academic
Rankings and Excellence

VALID UPTO 31st May 2025



GSIRF 2024

College Summary



Name of Institution	TLR	RP	GO	OI	Total Score	CGPA	Star
P D PATEL INSTITUTE OF APPLIED SCIENCES	88.68	100	96.58	98.15	84.43	4.94	5
INDUKAKA IPCOWALA INSTITUTE OF MANAGEMENT	73.99	85.96	90.58	93.64	74.5	4.36	5
INSTITUTE OF SCIENCE & TECHNOLOGY FOR ADVANCED STUDIES & RESEARCH (ISTAR)	73	97.55	83.67	88.88	73.64	4.31	5
SARDAR GUNJ MERCANTILE CO OP BANK LTD (ANAND) ENGLISH MEDIUM COLLEGE OF COMMERCE AND MANAGEMENT (SEMCOM)	65.03	91.09	100	89.65	73.64	4.31	5
PARUL INSTITUTE OF APPLIED SCIENCES	68	97.29	83.14	99.92	72.57	4.24	5
SMT CHANDABEN MOHANBHAI PATEL INSTITUTE OF COMPUTER APPLICATIONS (CMPICA)	71.84	92.02	82.72	92.5	72.47	4.24	5
SHRI MANIBHAI VIRANI & SMT NAVALBEN VIRANI SCIENCE COLLEGE	74.36	94.87	86.95	65.37	72.25	4.23	5
ANAND INSTITUTE OF MANAGEMENT AND INFORMATION SCIENCE	75.88	89.25	84.87	37.64	68.72	4.02	5
L J INSTITUTE OF COMPUTER APPLICATIONS	72.78	89.43	76.85	65.71	68.31	3.99	4
H & H B KOTAK INSTITUTE OF SCIENCE	74.33	67.27	96.51	38.02	67.75	3.96	4
CHRIST COLLEGE RAJKOT	66.03	88.57	66.59	97.81	66.13	3.87	4
SHRI K K SHASTRI GOVERNMENT COMMERCE COLLEGE	85.4	62.44	68.06	53.22	65.86	3.85	4
ST XAVIER'S COLLEGE	65.12	97.92	58.09	97.47	65.01	3.8	4
THE DHANSURA PEOPLES CO OP BANK LTD ARTS & COMMERCE COLLEGE, DHANSURA	78.18	0	100	85.58	64.83	3.79	4
TARSADIA INSTITUTE OF CHEMICAL SCIENCE	61.44	98.41	73.25	65.7	64.22	3.76	4
COLLEGE OF AGRICULTURAL INFORMATION TECHNOLOGY	82.89	0	100	55.91	63.75	3.73	4
NATUBHAI V PATEL COLLEGE OF PURE AND APPLIED SCIENCES	56.38	95.31	68.98	85.03	62.6	3.66	4
THE PATIDAR GIN SCIENCE COLLEGE	54.37	96.08	74.5	57.38	60.52	3.54	4
VITTHALBHAI PATEL & RAJRATNA P T PATEL SCIENCE COLLEGE	59.82	98.39	73.17	32.7	60.25	3.52	4
SHREE KRISHNA INSTITUTE OF NURSING	78.23	0	85.42	75.18	60.17	3.52	4
SIR P T SCIENCE COLLEGE	41.9	96.15	89.31	50	58.51	3.42	4



GSIRF 2024

College Summary



Name of Institution	TLR	RP	GO	OI	Total Score	CGPA	Star
THE HNSB LTD SCIENCE COLLEGE	55.1	87.64	71.02	52.29	58.17	3.4	4
HAJI D V AGHARIYA JAFARI ARTS & COMMERCE COLLEGE	39.96	86.54	82.49	82.23	57.81	3.38	4
M G SCIENCE INSTITUTE	64.38	61.46	73.38	41.98	57.51	3.36	4
NAVGUJARAT COLLEGE OF COMPUTER APPLICATIONS	86.37	0	78.18	30	57.09	3.34	4
GOVERNMENT SCIENCE COLLEGE, GANDHINAGAR	56.64	92.07	66.99	34.94	56.71	3.32	4
GOVERNMENT MCA COLLEGE, MANINAGAR	68.85	0	87.78	69.63	56.45	3.3	4
B N PATEL COLLEGE OF PHYSIOTHERAPY	59.98	0	90.21	93.85	55.93	3.27	4
B P BARIA SCIENCE INSTITUTE	42.57	88.45	69.01	76.65	55.21	3.23	4
SCHOOL OF SCIENCE, NAVRACHANA UNIVERSITY	69.72	0	67.44	95.4	54.29	3.17	4
SHRI R K PARIKH ARTS AND SCIENCE COLLEGE	49.43	90.32	62.11	48.32	53.68	3.14	4
NAVJIVAN SCIENCE COLLEGE	47.51	59.57	80.83	43.23	52.47	3.07	4
NATIONAL INSTITUTE OF MASS COMMUNICATION AND JOURNALISM	76.48	0	72.05	38	52.4	3.06	4
B K M SCIENCE COLLEGE	38.03	84.98	69.14	71.25	52.37	3.06	4
P T SARVAJANIK COLLEGE OF SCIENCE (AUTONOMOUS)	61.79	0	73.22	88.32	51.85	3.03	4
DARBAR GOPALDAS SHIKSHAN MAHAVIDYALAYA	79.44	0	63.58	36	51.27	3	3
SIR K P COLLEGE OF COMMERCE	39.01	85.35	52.53	88.02	50.34	2.94	3
DHARMENDRASINHJI ARTS COLLEGE	50.42	69.23	63.28	39.43	50.32	2.94	3
I T SHELIYA JAFARI BCA COLLEGE	65.12	0	57.77	97.47	50.24	2.94	3
K K SHAH JARODWALA MANINAGAR SCIENCE COLLEGE	47.93	91.32	57.26	29.51	50.14	2.93	3
UNI TRUST SURAJBA MAHILA ARTS COLLEGE	48.21	0	95.7	66.6	49.87	2.92	3
S M PATEL COLLEGE OF HOME SCIENCE	57.93	0	74.94	70.39	48.95	2.86	3
MATUSHRI VIRBAIMA MAHILA SCIENCE & HOME SCIENCE COLLEGE	63.95	0	79.84	34	48.94	2.86	3
GOVERNMENT SCIENCE COLLEGE, ZALOD	47.64	60.27	65.6	43.32	48.83	2.86	3
GOVERNMENT SCIENCE COLLEGE, VADNAGAR	57.37	0	85.13	43.34	48.56	2.84	3
MANIBEN M P SHAH MAHILA ARTS COLLEGE	34.76	69.72	78.19	46	48.51	2.84	3



GSIRF 2024

College Summary



Name of Institution	TLR	RP	GO	OI	Total Score	CGPA	Star
NARMADA COLLEGE OF SCIENCE AND COMMERCE	40.29	88.43	59.49	42	48.45	2.83	3
SARDAR PATEL COLLEGE OF ADMINISTRATION & MANAGEMENT	53.15	0	82.7	65.07	48.44	2.83	3
BAHAUDDIN GOVERNMENT SCIENCE COLLEGE	59.39	0	74.89	59.23	48.4	2.83	3
M B PATEL SCIENCE COLLEGE	48.8	0	84.84	72.89	48.02	2.81	3
SHRI R P ARTS, SHRI K B COMMERCE AND SMT B C J SCIENCE COLLEGE	47.86	90.67	39.03	55	48	2.81	3
SHRI R R LALAN COLLEGE	49.83	0	83.14	69.97	47.71	2.79	3
GUJARAT ARTS & COMMERCE COLLEGE (EVENING), AHMEDABAD	34.01	93.72	54.59	62.02	47.51	2.78	3
R R MEHTA COLLEGE OF SCIENCE AND C L PARIKH COLLEGE OF COMMERCE PALANPUR	31.95	65.38	70.62	72.21	47.46	2.78	3
SBB COLLEGE OF PHYSIOTHERAPY	65.73	97.41	13.64	30	47.31	2.77	3
B R C M COLLEGE OF BUSINESS ADMINISTRATION	56.74	0	65.97	77.38	46.93	2.74	3
PRAMUKH SWAMI SCIENCE AND H D PATEL ARTS COLLEGE	56.49	0	64.07	82.35	46.85	2.74	3
SHRI V R PATEL COLLEGE OF COMMERCE, MEHSANA	40.62	0	94.34	66.81	46.51	2.72	3
ASHOK & RITA PATEL INSTITUTE OF INTEGRATED STUDY AND RESEARCH IN BIOTECHNOLOGY & ALLIED SCIENCES	56.58	0	63.51	78.58	46.37	2.71	3
P P SAVANI SCHOOL OF SCIENCES	54.96	0	67.61	74.67	46.35	2.71	3
KU A B GARDI GRAMVIDHYA MAHAVIDHYALAYA	60.81	0	75.66	30.98	46.34	2.71	3
PATEL RAMAN BROS ARTS & PATEL GOPALBHAI RANCHHODJI COMMERCE COLLEGE	60.81	0	75.66	30.98	46.34	2.71	3
NEW L J COMMERCE COLLEGE	47.19	59.08	39.65	83.82	46.03	2.69	3
M N COLLEGE	35.95	93.14	51.27	46.85	45.85	2.68	3
IDAR ANJANA PATIDAR H K M ARTS AND P N PATEL COMMERCE COLLEGE	36.24	0	89.29	84.6	45.28	2.65	3
SARDAR PATEL COLLEGE OF COMMERCE (SPEC)	47.88	0	75.56	66.18	44.66	2.61	3
L D ARTS COLLEGE	40.44	95.03	25.33	77.35	44.5	2.6	3
SARDAR PATEL INSTITUTE OF APPLIED SCIENCE	60.16	0	48.29	83.15	44.45	2.6	3



GSIRF 2024

College Summary



Name of Institution	TLR	RP	GO	OI	Total Score	CGPA	Star
GOVERNMENT COMMERCE COLLEGE, GANDHINAGAR	37.05	58.8	55.84	67.64	44.36	2.59	3
SMT A P PATEL ARST & LATE SHREE N P PATEL COMMERCE COLLEGE	41.9	0	89.31	50	44.09	2.58	3
C G BHAKTA INSTITUTE OF BIOTECHNOLOGY	40.4	92.18	42.86	30	43.7	2.56	3
NAVYUG SCIENCE COLLEGE	47.13	0	83.69	37.9	43.56	2.55	3
SMT J C DHANAK ARTS & COMMERCE COLLEGE	45.49	0	79.22	54.16	43.42	2.54	3
H L COLLEGE OF COMMERCE	40.29	0	68.9	88.35	42.18	2.47	3
GOVERNMENT COMMERCE COLLEGE , JAMNAGAR	44.69	0	78.26	46.76	42.12	2.46	3
TOLANI COLLEGE OF ARTS AND SCIENCE	40.64	60.06	37.14	71.88	41.74	2.44	3
NAVYUG COMMERCE COLLEGE	35.91	0	78.98	73.58	41.47	2.43	3
D K V ARTS & SCIENCE COLLEGE	53.94	0	55.85	58.44	41.38	2.42	3
D D THAKAR ARTS AND K J PATEL COMMERCE COLLEGE	33.48	0	85.81	64.84	41.33	2.42	3
SHETH SHREE BHURALAL CHHAGANLAL SHAH ARTS COLLEGE	35.44	65.1	58.03	28.34	41.28	2.41	3
SWAMI SAHAJANAND COLLEGE OF COMMERCE & MANAGEMENT	42.89	0	79.71	41.99	41.28	2.41	3
GOVERNMENT SCIENCE COLLEGE, GARIYADHAR	61.49	0	49.72	38.87	40.91	2.39	3
GUJARAT COMMERCE COLLEGE, AHMEDABAD	31.63	93.19	41.46	39.16	40.91	2.39	3
SHRI M P SHAH COMMERCE COLLEGE	35.53	0	90.42	38.48	40.67	2.38	3
GOVERNMENT ARTS COLLEGE, KAVANT	30.41	68.53	60.17	28.64	40.35	2.36	3
GOVERNMENT COMMERCE AND SCIENCE COLLEGE, DAHEJ	34.46	64.61	48.5	46	40.2	2.35	3
GOVERNMENT COMMERCE COLLEGE NARODA, AHMEDABAD	35.48	0	91.88	30	40.16	2.35	3
SHRI H K ARTS COLLEGE	47.8	0	73.42	25.65	40.04	2.34	3
SHRI B K PATEL ARTS AND SMT L M PATEL COMMERCE COLLEGE	51.79	0	53.98	58.18	40.03	2.34	3
ANAND COMMERCE COLLEGE	37.72	0	64.55	83.41	39.57	2.31	3
AHMEDABAD ARTS AND COMMERCE COLLEGE	39	59.78	45.72	35.46	39.54	2.31	3
SHRI C N P F ARTS AND D N SCIENCE COLLEGE	46.45	0	58.66	62.65	39.51	2.31	3
SARVAJANIK COMMERCE COLLEGE	40.1	0	69.7	56.83	39.15	2.29	3



GSIRF 2024

College Summary



Name of Institution	TLR	RP	GO	OI	Total Score	CGPA	Star
GOVERNMENT ARTS COLLEGE SHAHERA, PANCHMAHAL	36.15	0	79.37	47.66	39.07	2.28	3
BHARTIYA VIDYA BHAVAN'S SHRI ISHVARLAL L P ARTS SCIENCE & J SHAH COMMERCE COLLEGE	40.88	0	72.17	46.15	39.01	2.28	3
GOVERNMENT ARTS COLLEGE, RANAVAV	58.41	0	48.96	33.82	38.99	2.28	3
R C COLLEGE OF COMMERCE	35.52	0	78.33	51.88	38.98	2.28	3
SAMARPAN SCIENCE AND COMMERCE COLLEGE	21.25	95.33	30.91	83.89	38.92	2.28	3
GOVERNMENT ARTS & COMMERCE COLLEGE, AHWA	29.41	63.91	55.27	36.41	38.81	2.27	3
SHRI J S BHAKTA AND SHRI K M BHAKTA ARTS, SHRI A N SHAH SCIENCE AND SHRI N F SHAH COM COLLEGE	33.7	0	71.82	73.55	38.79	2.27	3
BHAVAN'S SHRI A K DOSHI MAHILA COLLEGE	45.59	0	62.05	50	38.75	2.27	3
SHRI U P ARTS, SMT M G PANCHAL SCIENCE AND SHRI V L SHAH COMMERCE COLLEGE	46.35	0	65.8	37.05	38.7	2.26	3
SMT KSN KANSAGARA MAHILA COLLEGE	46.35	0	65.8	37.05	38.7	2.26	3
B J VANIJYA MAHAVIDYALAYA	34.42	0	72.35	67.25	38.58	2.26	3
SPB ENGLISH MEDIUM COLLEGE OF COMMERCE	38.63	0	58.2	85.16	38.52	2.25	3
GOVERNMENT ARTS AND SCIENCE COLLEGE, MORVAVAHADAF	35.09	0	77.09	51.88	38.5	2.25	3
JETHIBA K PATEL ARTS COLLEGE AND B A PATEL AND D B VYAS COMMERCE COLLEGE	46.02	0	62.82	43.32	38.45	2.25	3
GOVERNMENT ARTS COLLEGE, AMIRGADH	46.9	0	67.5	26.87	38.32	2.24	3
H A COLLEGE OF COMMERCE	30.21	0	89.69	37.57	38.26	2.24	3
GOVERNMENT SCIENCE COLLEGE, MANDVI	41.21	0	64.67	54.44	38.1	2.23	3
GOVERNMENT ARTS COLLEGE, MANINAGAR	52.99	0	38.27	72.23	37.99	2.22	3
SMT SAVITABEN CHUNIBHAI PATEL FARTIKUIWALA COMMERCE COLLEGE	38	0	76.5	36.64	37.99	2.22	3
GOVERNMENT SCIENCE COLLEGE, AHWA	52.1	0	57.97	26.47	37.98	2.22	3
GOVERNMENT ARTS COLLEGE, GARBADA	50.66	0	62.16	19.98	37.8	2.21	3



GSIRF 2024

College Summary



Name of Institution	TLR	RP	GO	OI	Total Score	CGPA	Star
PAREKH BROTHERS SCIENCE COLLEGE	57.43	0	44.94	34.45	37.65	2.2	3
SHRI J H BHALODIA WOMEN'S COLLEGE	48.63	0	48.04	61.2	37.58	2.2	3
SHREE RATNASINHJI MAHIDA COMMERCE COLLEGE	40.86	0	58.32	65.76	37.5	2.19	3
GOVERNMENT ARTS COLLEGE, TALAJA	49.85	0	51.26	46.84	37.44	2.19	3
GOVERNMENT ARTS AND SCIENCE COLLEGE, HARIJ	38.96	0	68.33	46.37	37.3	2.18	3
MAHARAJA SHRI MAHENDRASINHJI SCIENCE COLLEGE	51.8	67.06	25.09	2.5	37.3	2.18	3
BHAKTRAJ DADA KAHCHAR ARTS AND COMMERCE COLLEGE GADHADA	38.79	0	69.22	44	37.22	2.18	3
M M GANDHI ARTS AND COMMERCE COLLEGE	41.72	0	72.3	24	37.16	2.17	3
SHRI M P SHAH MUNICIPAL COMMERCE COLLEGE	41.69	0	60.36	52.66	37.03	2.17	3
SMT N C GANDHI AND SMT B V GANDHI MAHILA ARTS AND COMMERCE COLLEGE	31.31	0	73.06	62.25	37.01	2.16	3
SHREE M L KAKADIYA MCA MAHILA COLLEGE	66.23	0	26.67	38	36.96	2.16	3
M M CHAUDHARI ARTS COLLEGE	33.4	0	75.58	46.45	36.9	2.16	3
YOGIJIMAHARAJMAHAVIDHYALAYA	39.52	0	64.29	49.86	36.87	2.16	3
SHRI S M JADEJA ARTS AND COMMERCE COLLEGE	41.83	0	66.1	35.25	36.78	2.15	3
BAHAUDDIN GOVERNMENT ARTS COLLEGE	41.25	0	66.36	36.66	36.76	2.15	3
GOVERNMENT ARTS AND COMMERCE COLLEGE, JADAR	37.99	0	58.32	65.76	36.35	2.13	3
GOVERNMENT SCIENCE COLLEGE, DHANPUR	45.47	0	59.11	30	35.97	2.1	3
V S PATEL COLLEGE OF ARTS AND SCIENCE	35.2	0	52.67	86.7	35.92	2.1	3
SHRI JAYENDRAPURI ARTS & SCIENCE COLLEGE	41.3	0	50.5	65.22	35.67	2.09	3
SHETH MOTILAL NYALCHAND SCIENCE COLLEGE	34.55	0	62.27	62.3	35.62	2.08	3
GOVERNMENT SCIENCE COLLEGE, IDAR	46.25	0	55.59	31.84	35.58	2.08	3
SHREE SWAMINARAYAN ARTS COLLEGE	31.21	0	61.44	77.13	35.56	2.08	3
DR VIRAMBHAI RAJABHAI GODHANIYA COLLEGE OF ARTS, COMMERCE, HOME SCIENCE AND INFORMATION TECHNOLOGY FOR GIRLS	39.4	0	58.32	51.7	35.51	2.08	3



GSIRF 2024

College Summary



Name of Institution	TLR	RP	GO	OI	Total Score	CGPA	Star
SHREE RANG NAVCHETAN MAHILA ARTS COLLEGE	30.78	0	76.8	40	35.51	2.08	3
M T B ARTS COLLEGE	36.56	0	50.66	82.14	35.5	2.08	3
GOVERNMENT ARTS COLLEGE, BHANVAD	44.37	0	57.67	32	35.37	2.07	3
GURUKUL MAHILA ARTS AND COMMERCE COLLEGE	38.28	0	59.79	50	35.26	2.06	3
PROF V B SHAH INSTITUTE OF MANAGEMENT, R V PATEL COLLEGE OF COMMERCE (ENGLISH MEDIUM), V L SHAH COLLEGE OF COMMERCE (GUJARATI MEDIUM) AND SUTEX BANK COLLEGE OF COMPUTER APPLICATIONS & SCIENCE	34.87	0	52.28	79.7	34.99	2.05	3
SMT C D JHOBALIA ROFEL ARTS AND SMT I S R ACHCHHARIWALA ROFEL COMMERCE COLLEGE	34.92	0	50.97	80.7	34.78	2.03	3
M P SHAH ARTS AND SCIENCE COLLEGE	36.9	0	64.81	37.71	34.73	2.03	3
GOVERNMENT ARTS AND COMMERCE COLLEGE, THARAD	29.76	0	80.77	25.15	34.61	2.02	3
MAHILA MAHAVIDYALAYA	41.68	0	59.39	30	34.52	2.02	3
GOVERNMENT ARTS COLLEGE, JAMKALYANPUR	39.69	0	56.18	45.71	34.49	2.02	3
SHREE BHAIKAKA GOVERNMENT ARTS AND COMMERCE COLLEGE	34.61	0	66.94	38.98	34.48	2.02	3
GUJARAT ARTS AND SCIENCE COLLEGE	40.44	0	55.34	44.05	34.42	2.01	3
GOVERNMENT ARTS COLLEGE, BHESAN	60.51	0	27.19	33.87	34.39	2.01	3
NALINI-ARVIND & T V PATEL ARTS COLLEGE	38.64	0	54.77	52.46	34.39	2.01	3
GOVERNMENT ARTS AND COMMERCE COLLEGE, KATHLAL	29.23	0	74.19	40.95	34.33	2.01	3
TOLANI COMMERCE COLLEGE	31.94	0	59.72	65.1	34.22	2	2
SMT C R GARDI ARTS COLLEGE	46.66	0	43.43	46.26	34.15	2	2
GOVERNMENT ARTS COLLEGE, KAPARADA	47.8	0	43.62	39.84	34.01	1.99	2
SHRI N K MEHTA & SMT M F DANI ARTS COLLEGE	40.7	0	54.83	39.16	33.9	1.98	2
SMT V D GHELANI MAHILA ARTS COLLEGE SAVARKUNDLA	50.85	0	38.8	38	33.84	1.98	2
MAHAMANDLESHWAR SHRI KRISHNANANDJI COLLEGE OF COMMERCE	34.53	0	65.35	36	33.75	1.97	2
SMT S M PANCHAL SCIENCE COLLEGE	42.27	0	53.32	35.09	33.75	1.97	2



GSIRF 2024

College Summary



Name of Institution	TLR	RP	GO	OI	Total Score	CGPA	Star
ANAND ARTS COLLEGE	32.24	0	63.39	49.85	33.73	1.97	2
GOVERNMENT ARTS, COMMERCE AND SCIENCE COLLEGE, PATDI	31.31	0	73.48	28.24	33.72	1.97	2
SMT RASILABEN RANCHHODBHAI HARIBHAI PATEL MAHILA ARTS COLLEGE	35.46	0	61.24	38	33.29	1.95	2
GOVERNMENT ARTS COLLEGE, BHABHAR	29.76	0	71.32	32.75	33.01	1.93	2
GOVERNMENT ARTS COLLEGE, JHAGADIA	34.89	0	57.18	47.5	33	1.93	2
J Z SHAH ARTS & H P DESAI COMMERCE COLLEGE	33.02	0	49.82	73.03	32.97	1.93	2
GOVERNMENT ARTS AND COMMERCE COLLEGE, LILIYA	33.27	0	67.12	28.38	32.93	1.93	2
GOVERNMENT SCIENCE COLLEGE, CHHOTAUDEPUR	34.94	0	61.93	33.81	32.84	1.92	2
GOVERNMENT SCIENCE COLLEGE, VERAVAL	41.1	0	54.61	26.95	32.79	1.92	2
GOVERNMENT ARTS AND COMMERCE COLLEGE, LALPUR	33.51	0	67.16	24.81	32.68	1.91	2
GOVERNMENT ARTS AND COMMERCE COLLEGE, JAFRABAD	37.33	0	58.23	30.81	32.57	1.9	2
C B PATEL ARTS COLLEGE	22.67	0	77.42	41.22	32.55	1.9	2
GOVERNMENT SCIENCE COLLEGE, FORT SONGADH	32.34	0	51.93	66.15	32.53	1.9	2
SHREE KALJIBHAI R KATARA ARTS COLLEGE	39.61	0	41.49	61.96	32.41	1.9	2
M M GHODASARA MAHILA ARTS & COMMERCE COLLEGE	31.44	0	63.54	36	32.06	1.87	2
MAHILA ARTS COLLEGE, UNA	38.19	0	54.94	30	32.01	1.87	2
SHRI P K CHAUDHARI MAHILA ARTS COLLEGE	31.82	0	61.67	38	31.95	1.87	2
SHAH NAROTTAMDAS HARJIVANDAS COMMERCE COLLEGE	34.64	0	47.49	61.7	31.9	1.87	2
SHRI B P BRAHMBHATT ARTS AND M H GURU COMMERCE COLLEGE	35.73	0	53.4	41.72	31.81	1.86	2
GOVERNMENT ARTS AND COMMERCE COLLEGE, VANSDA	41.13	0	48.78	30.93	31.74	1.86	2
C U SHAH ARTS COLLEGE	44.63	0	33.02	55.73	31.68	1.85	2
MAHILA ARTS COLLEGE, MOTIPUR	42.08	0	37.82	50.06	31.29	1.83	2
ANAND LAW COLLEGE	27.91	0	52.27	69.9	31.22	1.83	2



GSIRF 2024

College Summary



Name of Institution	TLR	RP	GO	OI	Total Score	CGPA	Star
Z F WADIA WOMEN'S COLLEGE & N K JHOTA COLLEGE OF COMMERCE	30.2	0	64.22	30	31.14	1.82	2
MATUSHRI VIRBAIMA MAHILA ARTS COLLEGE	51.14	0	27.99	34	30.85	1.8	2
GOVERNMENT COMMERCE COLLEGE, VADALI	41.76	0	48.86	19	30.82	1.8	2
SHETH R A COLLEGE OF ARTS AND COMMERCE	27.75	0	50.28	71.43	30.81	1.8	2
DOLAT-USHA INSTITUTE OF APPLIED SCIENCES AND DHIRU-SARLA INSTITUTE OF MANAGEMENT & COMMERCE	30.36	0	59.33	38	30.78	1.8	2
GOVERNMENT ARTS COLLEGE, GANDHINAGAR	39.97	0	49.4	24.28	30.77	1.8	2
GOVERNMENT SCIENCE COLLEGE, VALOD	35.28	0	54.65	30	30.77	1.8	2
SAMARPAN ARTS AND COMMERCE COLLEGE	38.58	0	44.82	41.2	30.76	1.8	2
C C SHETH COLLEGE OF COMMERCE	36.9	0	43.42	50	30.62	1.79	2
PRIN M C SHAH COMMERCE COLLEGE	36.51	0	36.5	67.39	30.47	1.78	2
GOVERNMENT ARTS COLLEGE, BECHARAJI	36.91	0	49.95	32	30.45	1.78	2
GOVERNMENT SCIENCE COLLEGE, PARDI	34.26	0	51.34	38.43	30.38	1.78	2
GOVERNMENT ARTS AND COMMERCE COLLEGE, JAM KHAMBHALIYA	32.88	0	55.78	30.56	30.15	1.76	2
KAMANI SCIENCE COLLEGE AND PRATAPRAI ARTS COLLEGE	30.3	0	53.93	44.6	30.06	1.76	2
SHRI TRIKAMJIBHAI CHATWANI ARTS & J V GOKAL TRUST COMMERCE COLLEGE	26.79	0	57.28	50.03	30.04	1.76	2
SHRI J L K KOTECHE ARTS AND SMT S H GARDI COMMERCE COLLEGE	42.01	0	42.41	26.04	30.01	1.75	2
MUNICIPAL ARTS & URBAN BANK SCIENCE COLLEGE, MEHSANA	29.36	0	50.01	56.11	29.86	1.75	2
G D MODI COLLEGE OF ARTS,	36.93	0	44.82	38	29.78	1.74	2
M A PARIKH FINE ARTS AND ARTS COLLEGE	26.17	0	48.94	70.57	29.76	1.74	2



GSIRF 2024

College Summary



Name of Institution	TLR	RP	GO	OI	Total Score	CGPA	Star
MAHILA ARTS AND COMMERCE COLLEGE	52.11	0	22.59	32	29.69	1.74	2
GOVERNMENT ARTS AND COMMERCE COLLEGE, NETRANG DI-BHARUCH	33.22	0	47.63	44.1	29.61	1.73	2
GOVT ARTS & COMM COLLEGE, VANTHALI	42.9	0	37.34	28.97	29.39	1.72	2
SMT J A PATEL MAHILA COLLEGE	40.59	0	35.36	42	29.28	1.71	2
SHRI SURAT JILLA SAHAKARI BANK COMMERCE COLLEGE & SHRI SAYAN SAHAKARI KHAND UDHYOG ARTS COLLEGE	35.6	0	45.72	35.46	29.22	1.71	2
GOVERNMENT ARTS COLLEGE, BAYAD	35.48	0	41.74	45.77	29.2	1.71	2
SHRI H L PATEL ARTS AND COMMERCE COLLEGE	36.5	0	46.63	28.45	29.1	1.7	2
SNS BANK LIMITED MAHILA ARTS COLLEGE MEHTAPURA	36.36	0	43	38	29.09	1.7	2
GOVERNMENT SCIENCE COLLEGE, LIMKHEDA	50.69	0	22.67	31.33	29.08	1.7	2
SHETH C D BARFIWALA COLLEGE OF COMMERCE	27.48	0	55.44	40.91	28.94	1.69	2
M D SHAH COMMERCE AND B D PATEL ARTS COLLEGE	41.08	0	41.52	18.87	28.7	1.68	2
CITY C U SHAH COMMERCE COLLEGE	39.22	0	39.92	28.03	28.47	1.66	2
MAA DEVMOGARA GOVERNMENT ARTS COLLEGE	24.41	0	48.45	65.95	28.47	1.66	2
S D ARTS & SHAH B R COMMERCE COLLEGE	33.05	0	43.15	44.02	28.41	1.66	2
SMT H C PATEL (KANDARI) ARTS & COMMERCE COLLEGE	27.99	0	54.47	36	28.41	1.66	2
GOVERNMENT ARTS COLLEGE, SANTALPUR	40.19	0	40	22.86	28.36	1.66	2
S B MAHILA ARTS COLLEGE MEHTAPURA	26.77	0	44.89	64.06	28.34	1.66	2
SHRI S K SHAH AND SHRI KRISHNA O M ARTS COLLEGE	19.54	0	69.29	32	28.34	1.66	2
MOHANLAL & VIJAYABEN ARTS AND COMMERCE COLLEGE	32.25	0	46.81	36.66	28.27	1.65	2
S B GARDA COLLEGE(ARTS) AND P K PATEL COLLEGE OF COMMERCE	31.53	0	36.47	65.14	28.24	1.65	2
SHAH K S ARTS & V M PAREKH COMMERCE COLLEGE	33.58	0	44.9	34.74	28.13	1.65	2
H R SHAH MAHILA ARTS & COMMERCE COLLEGE	33.62	0	46.6	30	28.1	1.64	2



GSIRF 2024

College Summary



Name of Institution	TLR	RP	GO	OI	Total Score	CGPA	Star
SMT J P SHROFF ARTS COLLEGE	34.87	0	29.79	66.65	28.06	1.64	2
F D ARTS COLLEGE FOR WOMEN	42.28	0	31.88	30	27.88	1.63	2
J J C EDU COMMERCE COLLEGE	42.92	0	33.22	22.42	27.72	1.62	2
A V D SAVJANI ARTS AND COMMERCE COLLEGE	38.58	0	39.85	22.66	27.66	1.62	2
GOVERNMENT ARTS AND SCIENCE COLLEGE, BAVLA	43.02	0	28.51	32.43	27.58	1.61	2
GOVERNMENT ARTS AND COMMERCE COLLEGE, KADOLI	36.15	0	36.41	37.27	27.29	1.6	2
RASHTRIYA SHAYAR JHAVERCHAND MEGHANI GOVERNMENT ARTS COLLEGE	40.2	0	25.55	47.9	27.26	1.59	2
GOVERNMENT ARTS AND COMMERCE COLLEGE, FORT-SONGADH	29.67	0	40.01	53.67	27.24	1.59	2
GOVERNMENT ARTS AND COMMERCE COLLEGE, BARWALA	23.93	0	56.54	35.24	27.23	1.59	2
SHRI CHUNILAL HIMMATBHAI BHIL GOVERNMENT ARTS AND COMMERCE COLLEGE	26.74	0	52.74	33.35	27.22	1.59	2
GOVERNMENT ARTS AND COMMERCE COLLEGE, GHOGHA	38.37	0	37.58	23.92	27.14	1.59	2
SMT T S R COMMERCE COLLEGE	34.42	0	42.75	26.51	27.11	1.59	2
SMT C C MAHILA ARTS & SHETH C N COMMERCE COLLEGE	33.37	0	32.91	55.18	27.09	1.58	2
GOVERNMENT ARTS, COMMERCE, AND SCIENCE COLLEGE, KACHHAL	28.12	0	40.52	56.96	27.07	1.58	2
C P PATEL AND F H SHAH COMMERCE AUTONOMOUS COLLEGE	27.93	0	37.81	64.14	27.04	1.58	2
THE K N S B L ARTS & COMMERCE COLLEGE	30.18	0	33.91	64.29	26.98	1.58	2
SHREE MEGHMANI PARIVAR AND SHREE BHAILALBHAI A PATEL (DETROJWALA) UMIYA ARTS AND COMMERCE COLLEGE FOR GIRLS	31.63	0	41.46	39.16	26.93	1.57	2
A V PATEL COMMERCE COLLEGE	22.4	0	59.8	29.51	26.86	1.57	2



GSIRF 2024

College Summary



Name of Institution	TLR	RP	GO	OI	Total Score	CGPA	Star
SMT R P CHAUHAN ARTS & SMT J K SHAH & SHRI K D SHAH COMMERCE COLLEGE	27.02	0	41.81	55.88	26.85	1.57	2
PATEL J B RUDELWALA ARTS, PATEL A M RUDELWALA COMMERCE AND PATEL J D K DAVOLWALA SCIENCE COLLEGE	33.61	0	42.77	26.84	26.82	1.57	2
SMT R M PRAJAPATI ARTS COLLEGE	29.97	0	39.9	47.59	26.72	1.56	2
SHREE S P PATEL ARTS COLLEGE	43.9	0	27.44	22.5	26.67	1.56	2
KANKREJ TALUKA KELVANI MANDAL MANAGED SHRI SEVANTILAL AMRUTLAL SURANI VIDYA SANKUL SMT KANTABEN KIRTILAL SHAH ARTS AND SMT LILAVATIBEN BAPULAL GUNJARIYA COMMERCE COLLEGE	34.45	0	37.37	35.29	26.65	1.56	2
M B ARTS & COMMERCE COLLEGE	36.95	0	40	14.35	26.22	1.53	2
GOVERNMENT ARTS AND COMMERCE COLLEGE, BABRA	36.11	0	29.24	40.3	25.78	1.51	2
SHREE J V ARTS & M C PATEL COMMERCE COLLEGE	33.05	0	38.06	30	25.74	1.51	2
SHRI VANRAJ ARTS AND COMMERCE COLLEGE	27.83	0	42.81	38	25.63	1.5	2
GOVERNMENT ARTS AND SCIENCE COLLEGE, JAMBUGHODA	35.13	0	28.68	43.55	25.58	1.5	2
TOLANI INSTITUTE OF COMMERCE	29.27	0	34.62	51.42	25.51	1.49	2
SHREE MORARJI DESAI ARTS AND COMMERCE COLLEGE	24.46	0	37.48	62.72	25.43	1.49	2
SHRI I V PATEL COLLEGE OF COMMERCE	28.41	0	44.64	28.28	25.35	1.48	2
GOVERNMENT ARTS AND COMMERCE COLLEGE, OKHAMANDAL	32.49	0	36.22	32.64	25.32	1.48	2
C N ARTS & B D COMMERCE COLLEGE	24.57	0	42.58	46.94	25.17	1.47	2
GOVERNMENT ARTS & COMMERCE COLLEGE, BHILAD	36.97	0	25.06	40	25.05	1.46	2



GSIRF 2024

College Summary



Name of Institution	TLR	RP	GO	OI	Total Score	CGPA	Star
SHRI H K COMMERCE COLLEGE	35.14	0	33.47	26.03	25.03	1.46	2
SHREE ATAL BIHARI VAJPAYEE GOVERNMENT ARTS AND COMMERCE COLLEGE	26.15	0	44.42	34	24.97	1.46	2
SHRI P N PANDYA ARTS,M P PANDYA SCIENCE & SMT D P PANDYA COMMERCE COLLEGE	19.87	0	51.7	40.6	24.93	1.46	2
GOVERNMENT ARTS AND SCIENCE COLLEGE, DEDIAPADA	19.83	0	51.7	40.6	24.92	1.46	2
V N S B LTD ARTS AND COMMERCE COLLEGE	33.31	0	25.13	53.16	24.92	1.46	2
C & S H DESAI ARTS AND L K L DOSHI COMMERCE COLLEGE	29.14	0	25.83	66.14	24.73	1.45	2
GOVERNMENT ARTS COLLEGE, MANDAL	36.35	0	27.92	31.01	24.62	1.44	2
SARVAJANIK COLLEGE OF COMMERCE AND COMPUTER APPLICATIONS (EVENING COMMERCE COLLEGE)	23.73	0	32.9	66.64	24.38	1.43	2
GOVERNMENT ARTS AND COMMERCE COLLEGE, MEGHRAJ	31.21	0	30.67	42	24.35	1.42	2
GOVERNMENT ARTS AND COMMERCE COLLEGE, SAMI	32.87	0	23	54.43	24.34	1.42	2
GOVERNMENT SCIENCE COLLEGE, CHIKHLI	29.28	0	34.54	38	24.15	1.41	2
GOVERNMENT ARTS AND COMMERCE COLLEGE, GAMBHOI	28.43	0	38.93	30	24.1	1.41	2
J P PARDIWALA ARTS AND COMMERCE COLLEGE	23.84	0	32.85	62.25	23.97	1.4	2
KAVI SHREE DAAD GOVERNMENT ARTS AND COMMERCE COLLEGE PADDHARI	35.41	0	26.84	30.38	23.91	1.4	2
GOVERNMENT ARTS COLLEGE, WAV	37.02	0	32.14	10.41	23.88	1.4	2
SHREE K P DHOLAKIYA INFOTECH MAHILA COLLEGE	24.99	0	40	38	23.8	1.39	2
SHREE J B DHARUKAWALA MAHILA ARTS COLLEGE	25.78	0	41.59	29.33	23.64	1.38	2
GOVERNMENT ARTS COLLEGE, DHANPUR	30.85	0	39.1	14.31	23.55	1.38	2



GSIRF 2024

College Summary



Name of Institution	TLR	RP	GO	OI	Total Score	CGPA	Star
GOVERNMENT ARTS, COMMERCE AND SCIENCE COLLEGE, KHERGAM	27.97	0	31.83	42	23.35	1.37	2
THAKORSHRI MULVAJI ARTS COLLEGE	37.5	0	15.99	41.83	23.18	1.36	2
SHREE AMBAJI ARTS COLLEGE	38.42	0	19.45	28.24	23.05	1.35	2
MATASHREE JAMNABA SHAMJIBHAI GODHANI MAHILA ARTS & COMMERCE COLLEGE	37.86	0	18.45	30	22.76	1.33	2
GOVERNMENT ARTS AND COMMERCE COLLEGE, POSHINA	33.8	0	25.6	27.49	22.67	1.33	2
SHETH P T ARTS AND SCIENCE COLLEGE	23.16	0	40.06	28.73	22.15	1.3	2
SHRI J M PATEL ARTS AND SMT M N PATEL COMMERCE MAHILA COLLEGE	38.42	0	13.1	34	22.04	1.29	2
SHRI M R DESAI ARTS AND E E LAHER KOSADIYA COMMERCE COLLEGE	22.81	0	29.46	47.5	21.24	1.24	2
SHRI LEUVA PATEL B B A MAHILA COLLEGE	19.66	0	29.91	38	19.14	1.12	2
KABARIYA ARTS, VAGHASIYA COMMERCE & BHAGAT SCIENCE MAHILA COLLEGE	18.86	0	28.97	38	18.59	1.09	2
S S MAHETA ARTS & M M PATEL COMMERCE COLLEGE	21.8	0	19.02	50	18.48	1.08	2
GOVERNMENT SCIENCE COLLEGE, BHILAD	22.94	0	21.95	30	17.66	1.03	2
GOVERNMENT ARTS COLLEGE, SAGBARA	19.21	0	19.02	50	17.44	1.02	2
MAHARAVSHRI LAKHPATJI GOVERNMENT ARTS AND COMMERCE COLLEGE	27.04	0	5.38	27.92	14.95	0.87	1
GOVERNMENT ARTS AND COMMERCE COLLEGE, MULI	24.14	0	5.69	35.6	14.64	0.86	1



Gujarat State Institutional Rating Framework (GSIRF) - 2023-24

MANIBEN M P SHAH MAHILA ARTS COLLEGE				SUB INDICATOR LEVEL		INDICATOR LEVEL		PARAMETER LEVEL		PARAMETER STAR RATING	OVERALL CGPA	OVERALL STARS	
PARAMETER WEIGHTAGE	PARAMETER	INDICATOR	SUB-INDICATOR	POINTS AVAILABLE	POINTS SCORED	POINTS AVAILABLE	POINTS SCORED	POINTS AVAILABLE	POINTS SCORED				
40%	TEACHING, LEARNING & RESOURCES (TLR)	STUDENT STRENGTH (SS)	STUDENT STRENGTH (UG & PG)	20	5.46	20	5.46	100	34.76	2	2.8	3	
		FACULTY-STUDENT RATIO (FSR)	FACULTY-STUDENT RATIO (FSR)	30	0	30	0						
		FACULTY WITH PHD AND EXPERIENCE (FQE)	FACULTY WITH PHD (FQ)	10	5.26	20	11.54						
			FACULTY EXPERIENCE (FE)	10	6.28								
		FINANCIAL RESOURCES AND THEIR UTILISATION (FRU)	CAPITAL EXPENDITURE (BC)	7.5	1.18	30	17.76						
			OPERATIONAL EXPENDITURE (BO)	22.5	16.58								
15%	RESEARCH AND PROFESSIONAL PRACTICE (RP)	PUBLICATIONS (PU)	PUBLICATIONS (PU)	70	69.72	70	69.72	100	69.72	4			
		QUALITY OF PUBLICATIONS (QP)	CITATIONS	30	0	30	0						
25%	GRADUATION OUTCOMES (GO)	PLACEMENT AND HIGHER STUDIES (GPH)	PLACEMENT AND HIGHER STUDIES (GPH)	60	60	60	78.19	100	78.19	5			
		UNIVERSITY EXAMINATIONS (GUE)	UNIVERSITY EXAMINATIONS(GUE)	40	18.19	40							
10%	OUTREACH AND INCLUSIVITY (OI)	REGION DIVERSITY (RD)	STUDENTS FROM OTHER STATES	25	0	30	0	100	46	3			
			STUDENTS FROM OTHER COUNTRIES	5	0								
		WOMEN DIVERSITY (WD)	WOMEN STUDENTS (WS)	15	15	30	30						
			WOMEN FACULTY (WF)	15	15								
		ECONOMICALLY AND SOCIALLY CHALLENGED STUDENTS (ESCS)	ECONOMICALLY AND SOCIALLY CHALLENGED STUDENTS (ESCS)	20	0	20	0						
		FACILITIES FOR PHYSICALLY CHALLENGED STUDENTS (PCS)	FACILITIES FOR PHYSICALLY CHALLENGED STUDENTS (PCS)	20	16	20	16						
10%	PERCEPTION (PR)	ACADEMIC PEERS AND EMPLOYERS (PR)							100				
TOTAL SCORE									90	48.51			



Gujarat State Institutional Rating Framework (GSIRF) - 2023-24

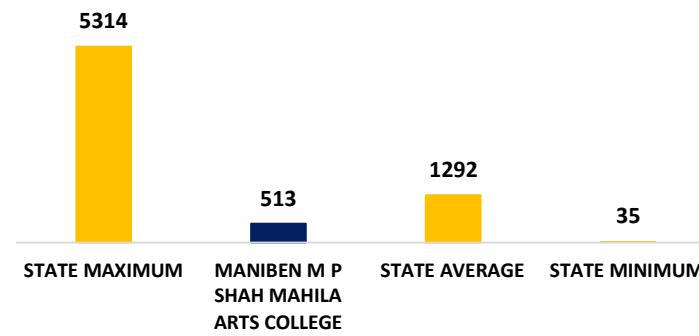
Institutional Insights

MANIBEN M P SHAH MAHILA ARTS COLLEGE

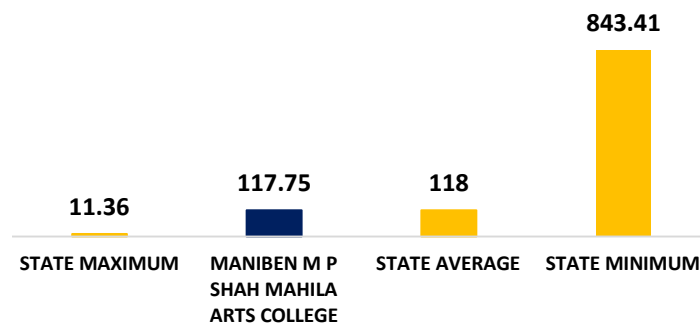
Teaching, Learning & Resources



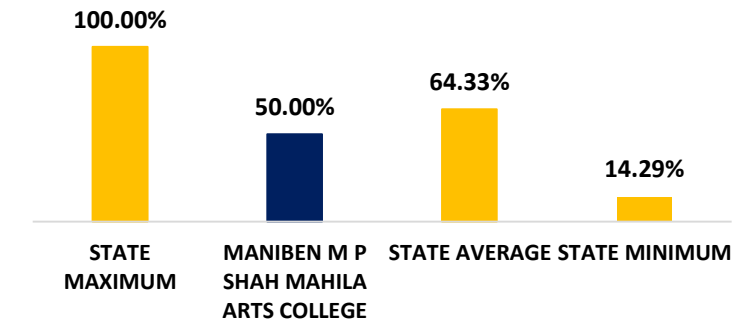
STUDENT STRENGTH (UG & PG)




FACULTY-STUDENT RATIO (FSR)



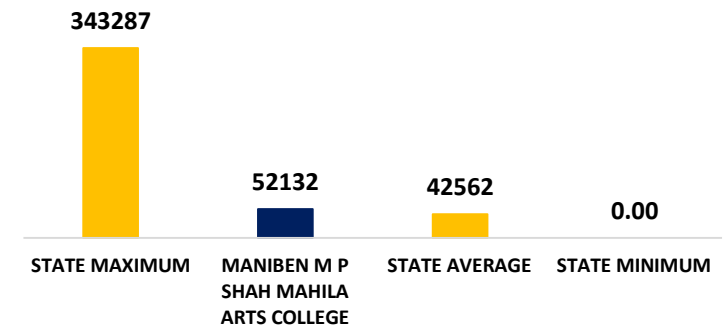
FACULTY WITH PHD (FQ)



CAPITAL EXPENDITURE PER STUDENT (BC)



OPERATIONAL EXPENDITURE PER STUDENT (BO)





Gujarat State Institutional Rating Framework (GSIRF) - 2023-24

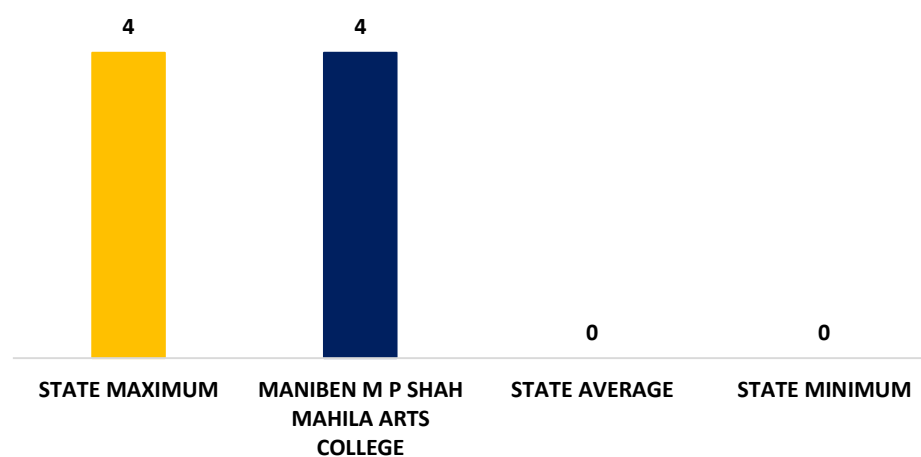
Institutional Insights

MANIBEN M P SHAH MAHILA ARTS COLLEGE

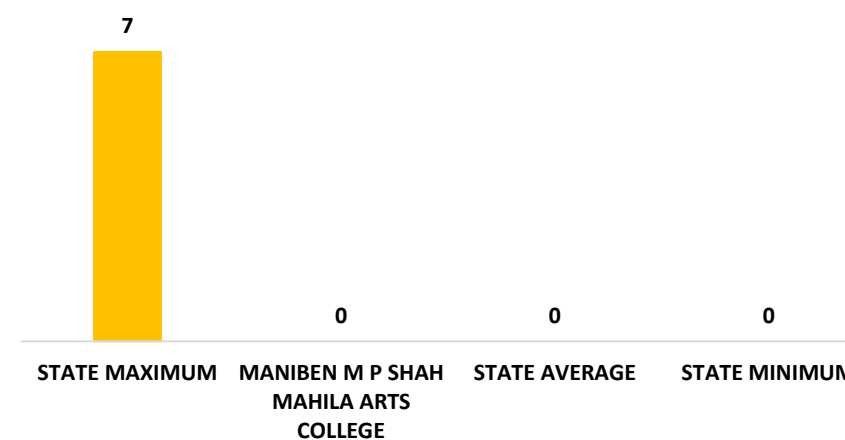
Research and Professional Practice



PUBLICATIONS (PU) PER FACULTY



CITATIONS PER FACULTY



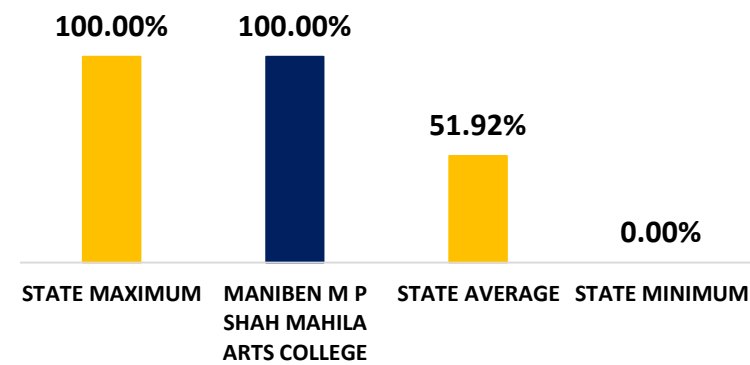


Gujarat State Institutional Rating Framework (GSIRF) - 2023-24

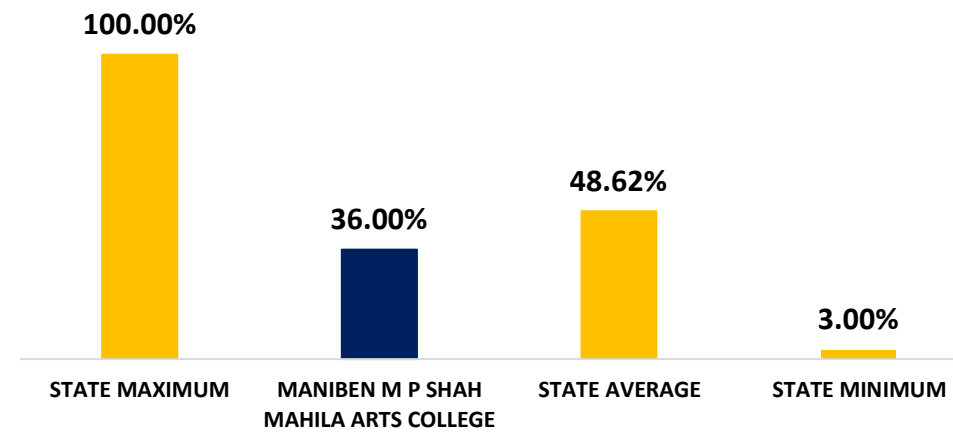
Institutional Insights

MANIBEN M P SHAH MAHILA ARTS COLLEGE

Graduation Outcome



PLACEMENT AND HIGHER STUDIES (GPH)



UNIVERSITY EXAMINATIONS (GUE)

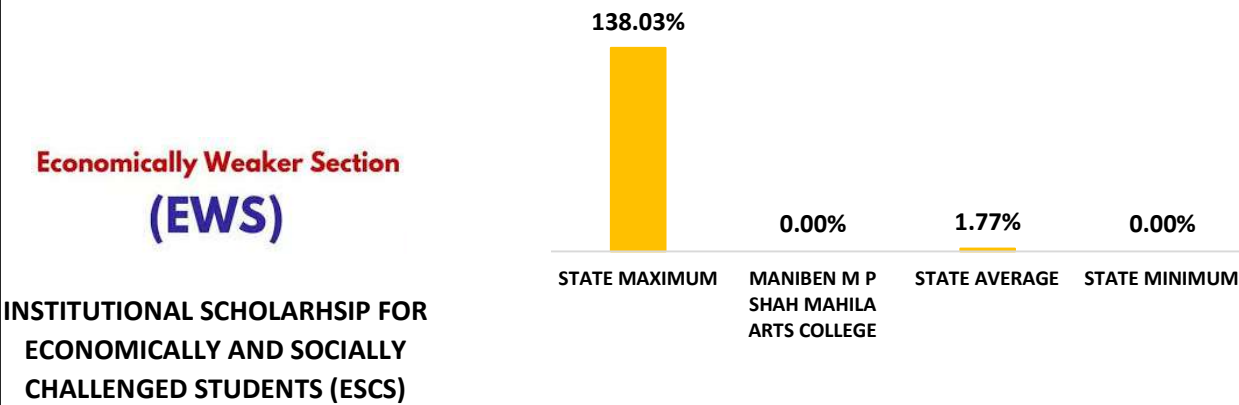
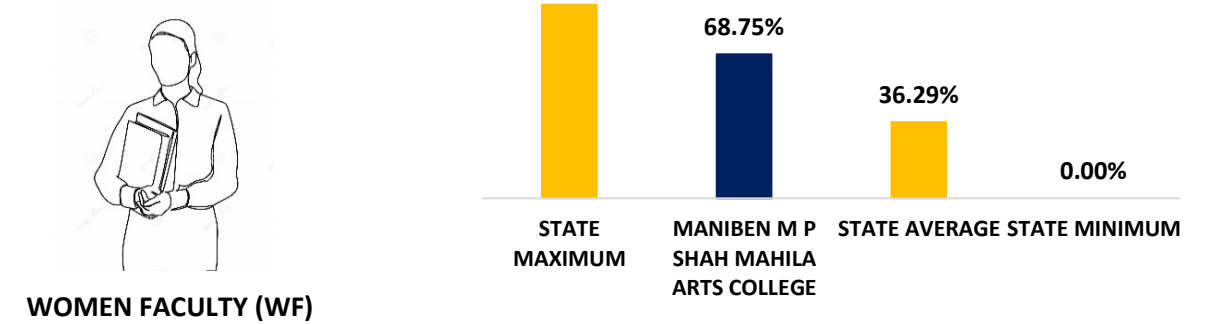
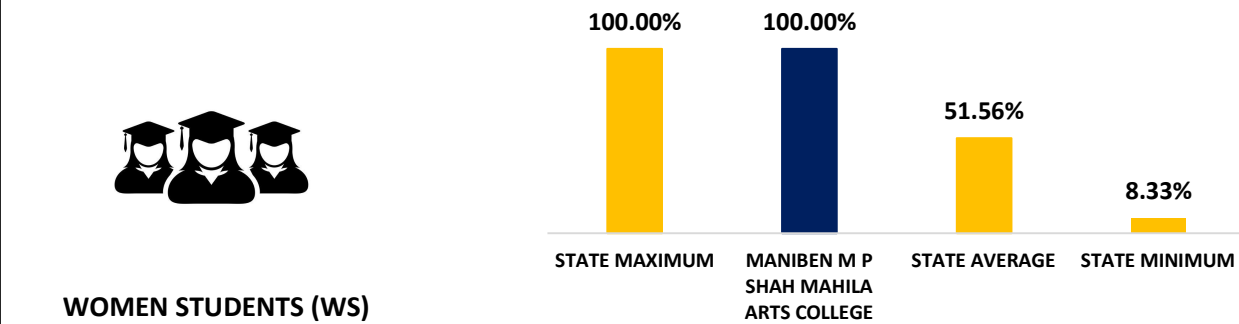
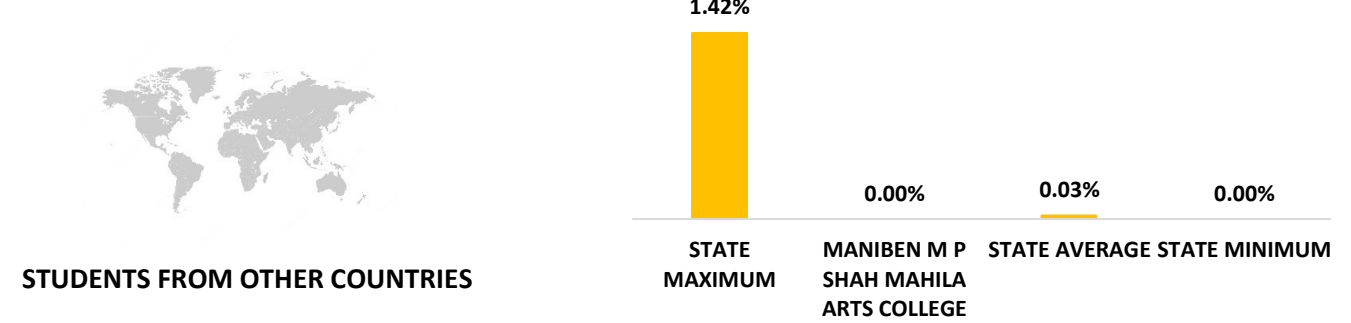
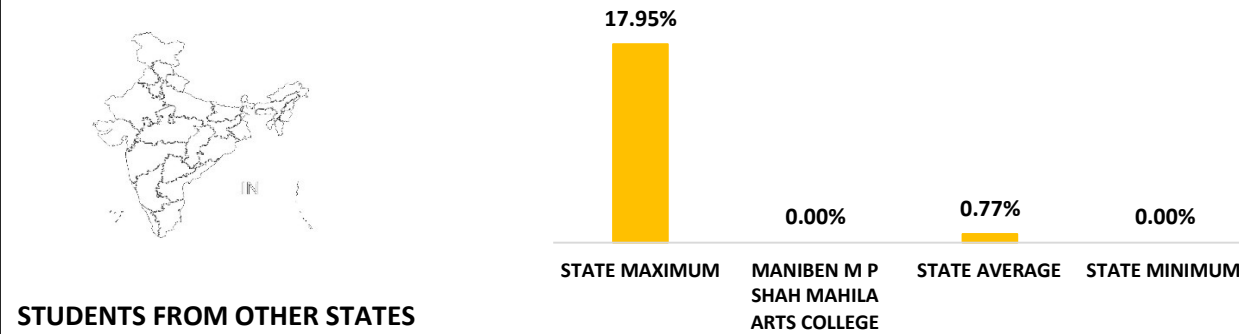


Gujarat State Institutional Rating Framework (GSIRF) - 2023-24

Institutional Insights

MANIBEN M P SHAH MAHILA ARTS COLLEGE

Outreach and Inclusivity



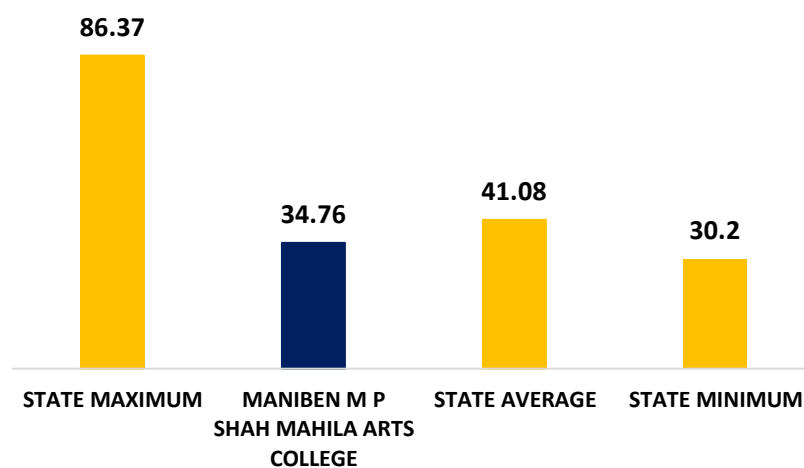


Gujarat State Institutional Rating Framework (GSIRF) - 2023-24

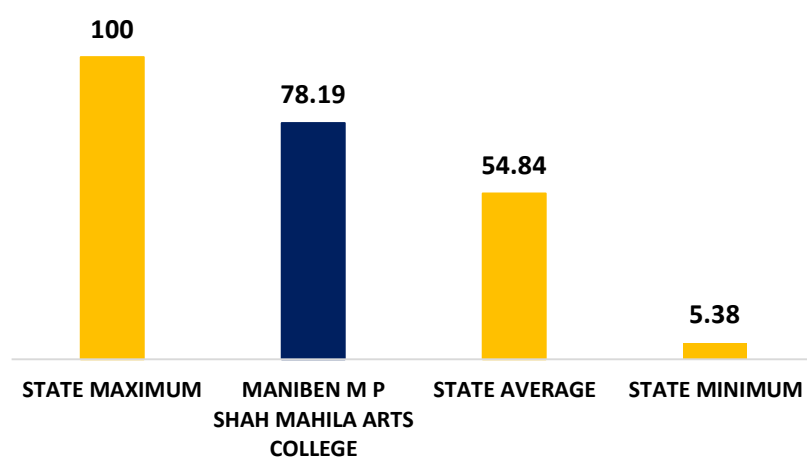
Institutional Insights

MANIBEN M P SHAH MAHILA ARTS COLLEGE

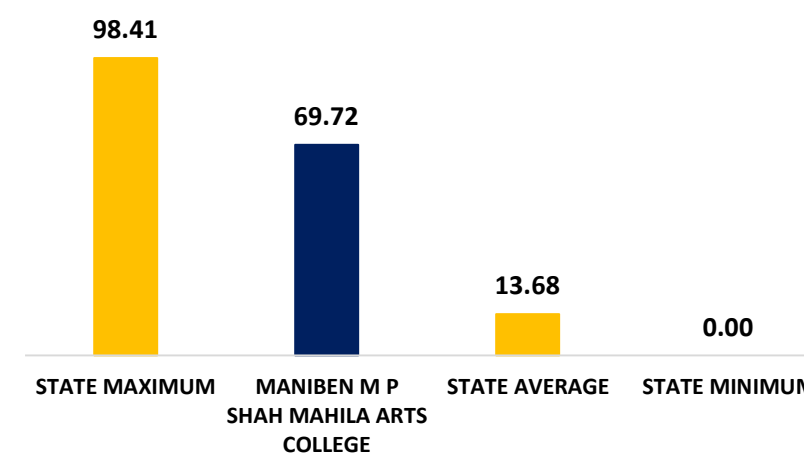
Parameter Overview



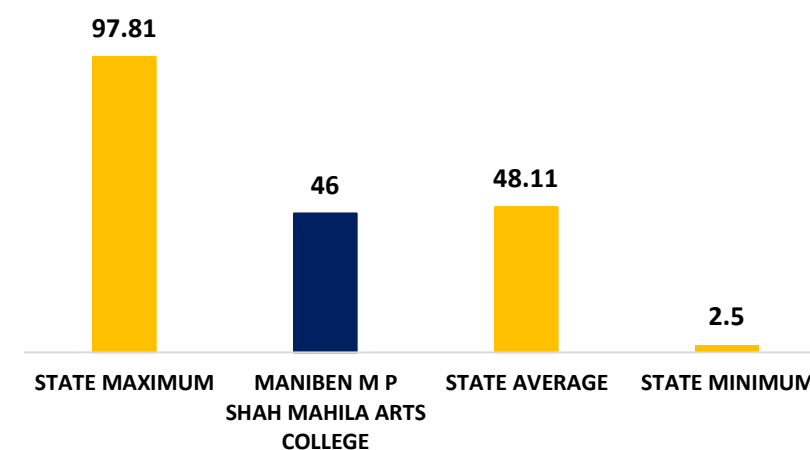
TEACHING, LEARNING & RESOURCES (TLR) SCORE



GRADUATION OUTCOMES (GO) SCORE



RESEARCH AND PROFESSIONAL PRACTICE (RP) SCORE



OUTREACH AND INCLUSIVITY (OI) SCORE